

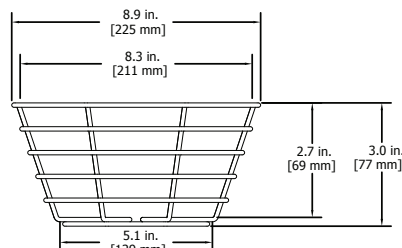


# Safety Technology International

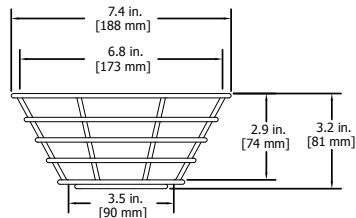
2306 Airport Road  
Waterford • Michigan • 48327-1209  
Phone: 248-673-9898  
E-mail: [info@sti-usa.com](mailto:info@sti-usa.com) • Web: [www.sti-global.com](http://www.sti-global.com)

Taylor House • 34 Sherwood Road • Bromsgrove  
Worcestershire • B60 3DR • England  
Tel: +44 (0)1527 520 999  
E-mail: [info@sti-emea.com](mailto:info@sti-emea.com) • Web: [www.sti-global.com](http://www.sti-global.com)

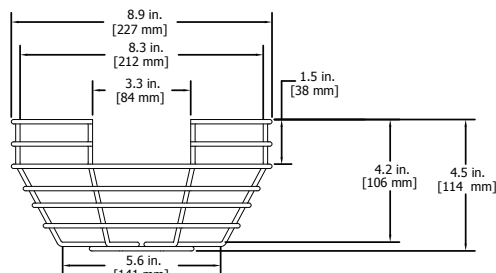
Unit 7A • Lockheed Avenue  
Airport Business Park  
Waterford • X91 HWF2 • Ireland  
E-mail: [info@sti-emea.com](mailto:info@sti-emea.com)



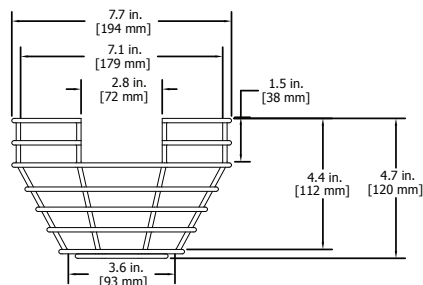
STI-9601  
STI-9601-SS



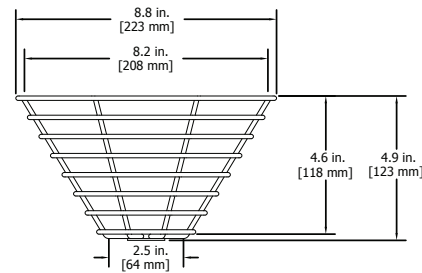
STI-9604  
STI-9604-SS



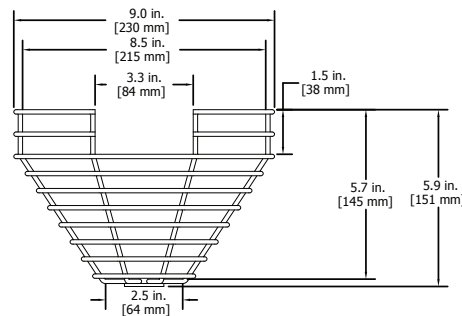
STI-9602



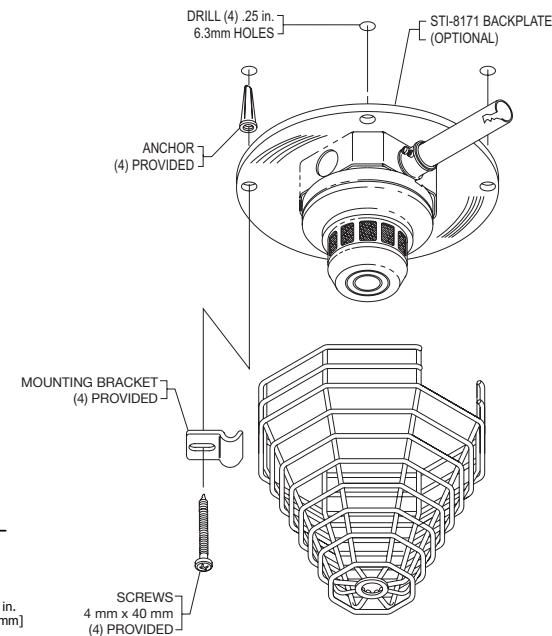
STI-9605  
STI-9605-SS



STI-9609  
STI-9609-SS



STI-9610



## IMPORTANT

Do not attempt to install the wire guard until the smoke detector has been tested and in proper working order according to the manufacturer's installation instructions furnished with the sensor unit.

## INSTALLATION

- Center the wire guard over existing smoke detector.
- Mark and drill (4) mounting holes (see pictorial for size). Insert anchor into mounting surface.  
**NOTE:** If lag shields and lag bolts are used, make sure anchor is flush with surface. Position wire guard, insert lag bolts and tighten. Length of bolt should be selected to assure full thread engagement in anchor.
- STI-8170 BACK PLATE - STI recommends the use of this plate on unstable mounting surfaces.
- To set the mounting brackets for final assembly. Insert screws through mounting brackets and back plate (if used) and screw into anchors between 50-75%; do not tighten.
- Position the wire guard over the detector, slide the mounting brackets over the top wire of the guard and tighten screws.

## CERTIFICATIONS AND APPROVALS

- For Models:** STI-9601, STI-9602, STI-9604, STI-9605, STI-9609 and STI-9610
- UL 268:** Smoke Detectors for Fire Alarm Systems.
  - UL File Number: S3504
  - Certified for use with UL Listed smoke detectors. Smoke detectors must not be used with detector guards unless the combination has been evaluated and found suitable for that purpose. Refer to the smoke detector installation instructions for compatibility.
- CSFM:** 7300-1416:0100
- MEA:** 49-00-E

## SERVICE

- Periodic cleaning of the smoke detector is required so dust and other matter do not accumulate.
- To service the smoke sensor unit, loosen but do not remove the (4) screws. Rotate mounting brackets and carefully remove wire guard.

## OPTIONAL ACCESSORIES

- KIT-82 #8 x 1 1/2" spanner tamper resistant stainless steel screw kit.  
KIT-19038 #8 spanner bit with 5/16" hex drive.  
STI-8170 Back plate for use with STI-9601, STI-9602, STI-9609, STI-9610 guards.

Three year warranty or a one year limited warranty (from date of purchase) on most products.  
See website for details. Electronic warranty form at [www.sti-usa.com/wc14](http://www.sti-usa.com/wc14).

## STI SMOKE DETECTOR WIRE GUARDS

All specifications and information shown were current as of publication and are subject to change without notice.



9600 FEB2025



USA



EMEA

# ADDITIONAL WIRE GUARDS AVAILABLE

Visit [www.sti-global.com](http://www.sti-global.com) for complete details

All dimensions are approximate


## SMOKE DETECTOR GUARDS

STI-9601	8.9 x 3.0"
STI-9601-SS	8.9 x 3.0"
STI-9602	8.9 x 4.5"
STI-9604	7.4 x 3.2"
STI-9604-SS	7.4 x 3.2"
STI-9605	7.7 x 4.7"
STI-9605-SS	7.7 x 4.7"
STI-9609	8.8 x 4.9"
STI-9609-SS	8.8 x 4.9"

STI-9610	9.0 x 5.9"
STI-9701	7.0 x 2.8"
STI-9712	7.3 x 4.8"
STI-9713	7.0 x 2.8"



STI-9604



STI-9712

## BEAM SMOKE DETECTORS


STI-9623	7.75 x 6 x 6"
STI-9624	8.875 x 5.5 x 4.75"
STI-9706	10.82 x 9.32 x 4"
STI-9707	11 x 9.62 x 5.5"
STI-9840	6.61 x 5.78"
STI-9841	11.52 x 10 x 3.58"
STI-9845	6.7 x 9.2 x 4.07"
STI-9846	7.6 x 11.6 x 5.6"



STI-9624

## PIR GUARDS

STI-9618	4.62 x 5.37 x 3"
STI-9619	7.75 x 5.37 x 5.62"
STI-9620	6.25 x 4 x 2.25"
STI-9621	7 x 5.75 x 4.50"
STI-9622	8.75 x 4 x 3.75"



STI-9618



STI-9621

## CLOCK/BELL WIRE CAGES

STI-9631-R	10.5" Diameter - Red
STI-9635	14.25" Diameter
STI-9636	20.75" Diameter
STI-9637	26.75" Diameter



STI-9636

## EXIT SIGN WIRE CAGES


STI-9640	10.5 x 13.75 x 2.75"
STI-9740	15.5 x 20.5 x 6"
STI-9741	16 x 14.8 x 5.35"
STI-9742	15.59 x 16.09 x 3.30"



STI-9640

## EMERGENCY LIGHT CAGES

STI-9641	19.7 x 14.6 x 4"
STI-9644	8.7 x 17.7 x 5"
STI-9645	13.8 x 21.7 x 5.9"
STI-9649	10.75 x 24.75 x 11.25"
STI-9703	5 x 13.5 x 4"



STI-9649

## BEACON & SOUNDER CAGES

STI-9614	7.9 x 6"
STI-9615	3.7 x 3.5"
STI-9617	5.9 x 4.9"
STI-9664	3.86 x 6.18"
STI-9665	7 x 8.43"
STI-9750	9.6 x 2.8"
STI-9754	8.4 x 9.2 x 3.5"
STI-9760	8.5 x 3.2"
STI-9761	8.5 x 5.7"
STI-9762	6.2 x 4.75 x 2.5"
STI-9763	6.2 x 4.75 x 4"
STI-9764	6.6 x 6 x 2.5"
STI-9765	6.6 x 6 x 4.4"
STI-9766	8.2 x 6.75 x 2.9"
STI-9767	8.2 x 6.75 x 5"



STI-9615



STI-9664

## MISCELLANEOUS WIRE CAGES

STI-9705	7.4 x 6.15 x 3.39"
STI-9708	7.49 x 6.74 x 6.09"
STI-9711	8.26 x 8.26 x 3.54"
STI-9714	8.55 x 8.55 x 6.23"
STI-9717	6.1 x 9.3 x 2.4"
STI-9720	6.1 x 9.3 x 4.9"
STI-9729	7 x 7 x 7"
STI-9730	12 x 12 x 12"


STI-9731	12 x 12 x 8"
STI-9732	18 x 15 x 13"
STI-9880	10.45 x 62.75 x 6.2"
STI-9881	10.45 x 98.25 x 6.2"
STI-101075	10 x 10 x (63 to 75)"
STI-241416	33.25 x 23.29 x 16"
STI-282121	39.06 x 32.01 x 21.29"




STI-101075



STI-9705



STI-9729



STI-9880